

KEEP FOR FUTURE REFERENCE

INSTALLATION INSTRUCTIONS




908 W. Main St., Laurel, MT USA 59044

Phone: (1) 406-628-8231

Toll-free: (1) 800-548-7341

www.wpg.com


**! INTENDED FOR USE BY QUALIFIED
SERVICE PERSONNEL • READ AND
UNDERSTAND BEFORE INSTALLING**



MODULE-INSIDE UPDATE KIT FOR DC3 VACUUM LIFTERS

Stock numbers: 93160AC (shown), 93160AM

COMPONENTS



Kit shown (#93160AC)
is for P1-DC3 and
MRTALPCH6-DC3 lifters

Stock No.	Description	Qty.
64450BZ	5-wire 24-12G Reusable Lever Electrical Wire Connector	2
64450BM	3-wire 24-12G Reusable Lever Electrical Wire Connector	2
64450BL	2-wire 24-12G Reusable Lever Electrical Wire Connector	6
64095	20AWG 300V Hook-Up Wire — 15"	1
59916BN	14-pin Cord Assembly (for MRT-DC3 lifters)	1
59916BM	14-pin Cord Assembly (for P1-DC3 and MRTALPCH6-DC3 lifters)	1
59905	Control Unit Mounting Plate (for MRT-DC3 lifters)	1
59901AB	Intelli-Grip® Control Unit (for MRT-DC3 lifters)	1
59901CB	Intelli-Grip® Control Unit (for P1-DC3 and MRTALPCH6-DC3 lifters)	1
36106	Service Manual — 12 V DC — Dual Vacuum System — Intelli-Grip®	1
Call WPG	Adapter for Transducer (with connector)	2

INSTALLATION

View a [WPG video](#) that shows in detail how to install the update kit on the lifter.




Note: If you have only a printed copy of these instructions, scan this QR code to access the video.




Read and understand the lifter's OPERATING INSTRUCTIONS before proceeding with the update.

After installing the update kit, inspect the lifter and perform a Vacuum Test on it (see the lifter's OPERATING INSTRUCTIONS).



For P1 Series and MRTALPCH6 vacuum lifters



For MRT4, MRTA8, and MRTALP Series vacuum lifters

LIMITED WARRANTY

ABOUT THE LIMITED WARRANTY



Note: Read the [WARRANTY RETURN FORM](#) at [wpg.com](#) for important details about the Limited Warranty.

Wood's Powr-Grip® (WPG) products are warranted to be free from defects in manufacturing and materials for 1 year from the date of purchase.

If a problem develops during the warranty period, follow the instructions below to obtain warranty service. If inspection shows that the product has a defect, WPG will repair or replace the product without charge.



Obtaining Warranty Service or Repair Service

For customers *in the U.S. and Canada*: Go to the [EXCHANGES, REPAIRS, & WARRANTIES](#) page at [wpg.com](#) and click the applicable link. Alternatively, you may contact the WPG Technical Service Department (see contact information below).

For customers *in all other localities*: Contact the WPG Technical Service Department (see contact information below) or your dealer for assistance.

ADDRESS	EMAIL	PHONE
Wood's Powr-Grip Co., Inc. 908 West Main St. Laurel, MT USA 59044	contactus@wpg.com	(1) 800-548-7341 (1) 406-628-8231

KEEP FOR FUTURE REFERENCE

ENGINEERING DRAWINGS



INTENDED FOR USE BY QUALIFIED SERVICE
PERSONNEL • READ AND UNDERSTAND BEFORE
ROUTING, WIRING AND/OR ASSEMBLING



908 W. Main St., Laurel, MT USA 59044

Phone: (1) 406-628-8231

Toll-free: (1) 800-548-7341

www.wpg.com

MODULE-INSIDE UPDATE KIT
FOR DC3 VACUUM LIFTERS

Stock numbers: 93160AC, 93160AM

